
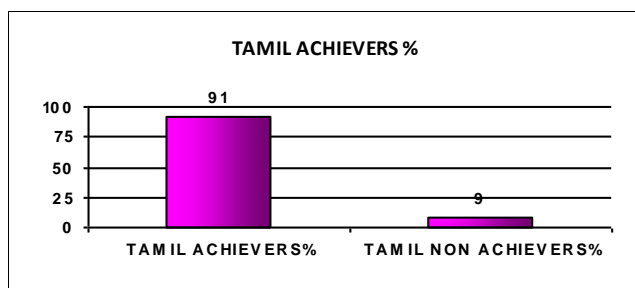


Note: Grades A,B and C are Achievers. The Values given in the brackets denote the difference between the number of Pre and Post Test Achievers. (For Example: '+2' denotes an increment of 2 students in the Post Test)

COMPETENCYWISE PERFORMANCE - ACHIEVERS (ACH) NON ACHIEVERS (NACH)										
LANGUAGE	1 Std		2 Std		3 Std		4 Std		5 Std	
	ACH	NACH	ACH	NACH	ACH	NACH	ACH	NACH	ACH	NACH
Competency 1	13 (+4)	0	11 (+2)	5	24 (+2)	1	15 (+3)	3	13 (+1)	3
Competency 2	13 (+4)	0	3 (0)	13	15 (+1)	10	11 (+1)	7	13 (+1)	3
Competency 3	11 (+2)	2	16 (+1)	0	25 (+10)	0	11 (+1)	7	13 (+2)	3
Competency 4	13 (+4)	0	11 (+1)	5	13 (+4)	12	12 (+2)	6	12 (-1)	4
Competency 5	11 (+2)	2	16 (+1)	0	10 (-9)	15	12 (+2)	6	15 (+2)	1
Competency 6	13 (+5)	0	3 (0)	13	25 (+4)	0	11 (+4)	7	16 (+10)	0
Competency 7	12 (+7)	1	15(+14)	1	25 (+7)	0	15 (0)	3	14 (+6)	2
Competency 8	13 (+4)	0	15 (-1)	1	17 (+1)	8	11 (-4)	7	16 (+7)	0
Competency 9			15 (+8)	1	12 (-2)	13	12 (-1)	6	10 (+7)	6
Competency 10			14 (+1)	2	25 (+10)	0	12 (0)	6	14 (+7)	2
Competency 11					25 (+2)	0	11(+10)	7	13 (+4)	3
Competency 12							13 (-2)	5		
Competency 13							15 (-4)	3		

COMPETENCYWISE PERFORMANCE - ACHIEVERS (ACH) NON ACHIEVERS (NACH)										
ENGLISH	1 Std		2 Std		3 Std		4 Std		5 Std	
	ACH	NACH	ACH	NACH	ACH	NACH	ACH	NACH	ACH	NACH
Competency 1	13(+6)	0	15 (0)	1	25 (+7)	0	18 (+4)	0	16 (+4)	0
Competency 2	13(+4)	0	16 (+2)	0	25(+15)	0	11 (+3)	7	11 (+4)	5
Competency 3	13(+4)	0	15 (-1)	1	7 (+3)	18	12(+10)	6	9 (+2)	7
Competency 4	12(+3)	1	14 (-2)	2	25(+13)	0	10 (+8)	8	12 (+1)	4
Competency 5			15 (0)	1	25 (+8)	0	16 (-2)	2	15 (+5)	1
Competency 6					24 (+4)	1	13(+11)	5	15 (+1)	1
Competency 7					9 (+5)	16				

### OVERALL ACHIEVERS AND NON-ACHIEVERS OF COMPETENCIES (% OF STUDENTS)


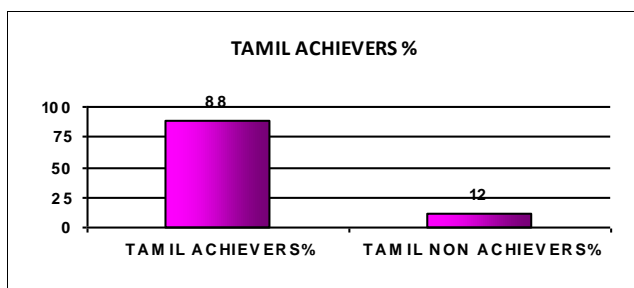


Note: Grades A,B and C are Achievers. The Values given in the brackets denote the difference between the number of Pre and Post Test Achievers. (For Example: '+2' denotes an increment of 2 students in the Post Test)

COMPETENCYWISE PERFORMANCE - ACHIEVERS (ACH) NON ACHIEVERS (NACH)										
LANGUAGE	1 Std		2 Std		3 Std		4 Std		5 Std	
	ACH	NACH	ACH	NACH	ACH	NACH	ACH	NACH	ACH	NACH
Competency 1	7 (+3)	1	14 (+3)	0	17 (0)	0	16 (+4)	4	20 (+2)	3
Competency 2	8 (+2)	0	12 (+6)	2	12 (+7)	5	12 (+1)	8	16 (-1)	7
Competency 3	7 (+4)	1	14 (+2)	0	17 (+2)	0	10 (0)	10	17 (+1)	6
Competency 4	7 (+1)	1	14 (+5)	0	10 (+6)	7	19 (+9)	1	17 (0)	6
Competency 5	7 (+3)	1	14 (+4)	0	17 (+1)	0	15 (+4)	5	1 (-17)	22
Competency 6	8 (+4)	0	14(+10)	0	17 (0)	0	12 (-5)	8	20 (+6)	3
Competency 7	7 (+7)	1	13 (+2)	1	17 (+1)	0	19 (+1)	1	6 (-6)	17
Competency 8	8 (+3)	0	14 (+3)	0	17 (+6)	0	17 (+2)	3	16 (+4)	7
Competency 9			14 (+6)	0	13 (-1)	4	11 (+6)	9	12 (+4)	11
Competency 10			14 (+2)	0	17 (+5)	0	17 (0)	3	16 (+7)	7
Competency 11					17 (+4)	0	11 (+1)	9	21 (+6)	2
Competency 12							19 (0)	1		
Competency 13							19 (+1)	1		

COMPETENCYWISE PERFORMANCE - ACHIEVERS (ACH) NON ACHIEVERS (NACH)										
ENGLISH	1 Std		2 Std		3 Std		4 Std		5 Std	
	ACH	NACH	ACH	NACH	ACH	NACH	ACH	NACH	ACH	NACH
Competency 1	8 (+6)	0	14 (+3)	0	17 (+2)	0	20 (0)	0	19 (-2)	4
Competency 2	8 (+2)	0	14 (+4)	0	11 (+7)	6	12 (+1)	8	12 (+1)	11
Competency 3	7 (+7)	1	13 (+7)	1	11 (+9)	6	10 (-3)	10	15 (-2)	8
Competency 4	8 (+4)	0	13 (+6)	1	11 (+2)	6	15 (+6)	5	13 (0)	10
Competency 5			13 (+5)	1	17 (0)	0	19 (0)	1	20 (+8)	3
Competency 6					17 (+2)	0	11 (+2)	9	20 (0)	3
Competency 7					11 (+9)	6				

#### OVERALL ACHIEVERS AND NON-ACHIEVERS OF COMPETENCIES (% OF STUDENTS)


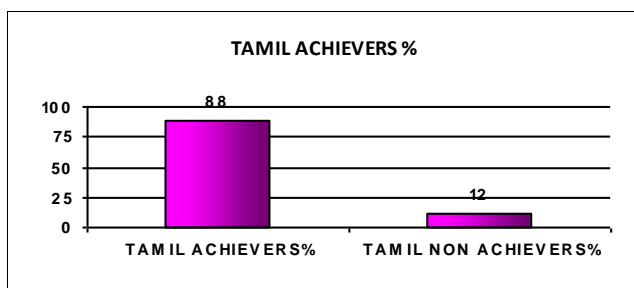


Note: Grades A,B and C are Achievers. The Values given in the brackets denote the difference between the number of Pre and Post Test Achievers. (For Example: '+2' denotes an increment of 2 students in the Post Test)

COMPETENCYWISE PERFORMANCE - ACHIEVERS (ACH) NON ACHIEVERS (NACH)										
LANGUAGE	1 Std		2 Std		3 Std		4 Std		5 Std	
	ACH	NACH	ACH	NACH	ACH	NACH	ACH	NACH	ACH	NACH
Competency 1	11 (+1)	0	5 (-1)	2	13 (-2)	1	10 (+3)	1	9 (+1)	0
Competency 2	11 (+1)	0	5 (+4)	2	10 (-3)	4	8 (+2)	3	7 (-1)	2
Competency 3	10 (0)	1	5 (-1)	2	12 (-1)	2	5 (-1)	6	8 (0)	1
Competency 4	10 (0)	1	5 (+1)	2	11 (+1)	3	10 (+6)	1	7 (-1)	2
Competency 5	10 (0)	1	5 (-1)	2	11 (-3)	3	8 (+2)	3	5 (-5)	4
Competency 6	8 (-1)	3	5 (+5)	2	13 (-1)	1	6 (-3)	5	9 (+2)	0
Competency 7	9 (-1)	2	5 (+1)	2	14 (0)	0	9 (+1)	2	6 (+1)	3
Competency 8	11 (+1)	0	5 (-1)	2	13 (+2)	1	8 (0)	3	7 (0)	2
Competency 9			5 (+4)	2	11 (-2)	3	9 (+3)	2	7 (+5)	2
Competency 10			5 (-1)	2	10 (0)	4	10 (+1)	1	9 (+1)	0
Competency 11					13 (+2)	1	7 (+5)	4	8 (+1)	1
Competency 12							10 (+1)	1		
Competency 13							11 (0)	0		

COMPETENCYWISE PERFORMANCE - ACHIEVERS (ACH) NON ACHIEVERS (NACH)										
ENGLISH	1 Std		2 Std		3 Std		4 Std		5 Std	
	ACH	NACH	ACH	NACH	ACH	NACH	ACH	NACH	ACH	NACH
Competency 1	11(+1)	0	5 (-1)	2	14 (+1)	0	11 (+1)	0	9 (0)	0
Competency 2	10(+1)	1	5 (+5)	2	11 (+1)	3	6 (-2)	5	7 (0)	2
Competency 3	8 (0)	3	5 (+4)	2	8 (+4)	6	7 (+4)	4	8 (-1)	1
Competency 4	9 (-1)	2	5 (+4)	2	9 (+2)	5	8 (+3)	3	8 (0)	1
Competency 5			5 (+2)	2	12 (+1)	2	11 (+1)	0	9 (+2)	0
Competency 6					11 (-3)	3	2 (0)	9	9 (-1)	0
Competency 7					11 (+6)	3				


#### OVERALL ACHIEVERS AND NON-ACHIEVERS OF COMPETENCIES (% OF STUDENTS)



Note: Grades A,B and C are Achievers. The Values given in the brackets denote the difference between the number of Pre and Post Test Achievers. (For Example: '+2' denotes an increment of 2 students in the Post Test)

COMPETENCYWISE PERFORMANCE - ACHIEVERS (ACH) NON ACHIEVERS (NACH)										
LANGUAGE	1 Std		2 Std		3 Std		4 Std		5 Std	
	ACH	NACH	ACH	NACH	ACH	NACH	ACH	NACH	ACH	NACH
Competency 1	5 (0)	0	5 (0)	0	8 (-1)	0	5 (-2)	0	9 (0)	0
Competency 2	5 (0)	0	5 (0)	0	8 (0)	0	5 (-2)	0	9 (+1)	0
Competency 3	5 (0)	0	5 (0)	0	8 (-1)	0	5 (-2)	0	9 (+1)	0
Competency 4	4 (-1)	1	5 (0)	0	8 (0)	0	5 (-1)	0	9 (+1)	0
Competency 5	5 (0)	0	5 (0)	0	8 (-1)	0	5 (-2)	0	9 (+1)	0
Competency 6	4 (+4)	1	5 (+2)	0	8 (-1)	0	5 (-2)	0	9 (+1)	0
Competency 7	5 (0)	0	5 (0)	0	8 (-1)	0	5 (-2)	0	9 (0)	0
Competency 8	5 (0)	0	5 (0)	0	8 (0)	0	5 (-2)	0	9 (0)	0
Competency 9			5 (0)	0	8 (-1)	0	4 (0)	1	2 (+1)	7
Competency 10			5 (0)	0	8 (0)	0	5 (-2)	0	8 (+2)	1
Competency 11					8 (-1)	0	5 (-2)	0	7 (-2)	2
Competency 12							5 (-2)	0		
Competency 13							5 (-2)	0		

COMPETENCYWISE PERFORMANCE - ACHIEVERS (ACH) NON ACHIEVERS (NACH)										
ENGLISH	1 Std		2 Std		3 Std		4 Std		5 Std	
	ACH	NACH	ACH	NACH	ACH	NACH	ACH	NACH	ACH	NACH
Competency 1	5 (0)	0	5 (0)	0	8 (-1)	0	5 (-2)	0	9 (0)	0
Competency 2	5 (0)	0	5 (0)	0	8 (-1)	0	5 (-1)	0	8 (+1)	1
Competency 3	2 (-1)	3	5 (+1)	0	8 (-1)	0	5 (0)	0	9 (+1)	0
Competency 4	5 (0)	0	5 (0)	0	8 (-1)	0	5 (0)	0	9 (+1)	0
Competency 5			5 (0)	0	8 (-1)	0	5 (-2)	0	8 (+1)	1
Competency 6					8 (-1)	0	5 (+1)	0	9 (+1)	0
Competency 7					8 (-1)	0				


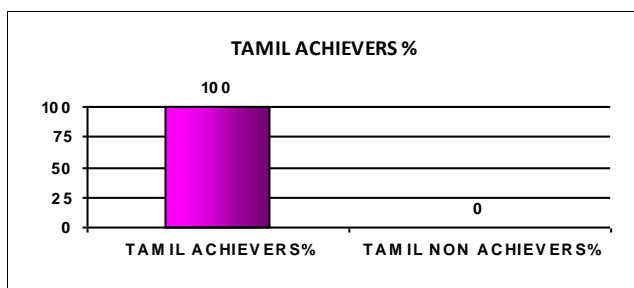


Note: Grades A,B and C are Achievers. The Values given in the brackets denote the difference between the number of Pre and Post Test Achievers. (For Example: '+2' denotes an increment of 2 students in the Post Test)

COMPETENCYWISE PERFORMANCE - ACHIEVERS (ACH) NON ACHIEVERS (NACH)										
LANGUAGE	1 Std		2 Std		3 Std		4 Std		5 Std	
	ACH	NACH	ACH	NACH	ACH	NACH	ACH	NACH	ACH	NACH
Competency 1	11 (0)	0	8 (-1)	0	10 (0)	0	9 (+4)	0	7 (+3)	0
Competency 2	11(+1)	0	7 (+2)	1	7 (-1)	3	6 (+2)	3	6 (+2)	1
Competency 3	11 (0)	0	8 (-1)	0	10 (0)	0	7 (+4)	2	7 (+3)	0
Competency 4	11 (0)	0	8 (-1)	0	9 (0)	1	9 (+9)	0	7 (+3)	0
Competency 5	11 (0)	0	7 (-2)	1	8 (-1)	2	9 (+7)	0	5 (-1)	2
Competency 6	11 (+6)	0	8 (+5)	0	10 (0)	0	7 (-2)	2	7 (0)	0
Competency 7	11 (+1)	0	8 (0)	0	9 (-1)	1	9 (0)	0	5 (+4)	2
Competency 8	11 (0)	0	8 (0)	0	10 (+1)	0	8 (0)	1	5 (+2)	2
Competency 9			7 (-2)	1	9 (0)	1	7 (+4)	2	7 (+4)	0
Competency 10			7 (-1)	1	9 (-1)	1	9 (+2)	0	7 (+1)	0
Competency 11					10 (+1)	0	7 (+1)	2	7 (+1)	0
Competency 12							9 (0)	0		
Competency 13							9 (0)	0		

COMPETENCYWISE PERFORMANCE - ACHIEVERS (ACH) NON ACHIEVERS (NACH)										
ENGLISH	1 Std		2 Std		3 Std		4 Std		5 Std	
	ACH	NACH	ACH	NACH	ACH	NACH	ACH	NACH	ACH	NACH
Competency 1	11(+1)	0	6 (-2)	2	10 (+1)	0	9 (+1)	0	5 (-2)	2
Competency 2	11 (0)	0	8 (-1)	0	10 (+2)	0	9 (+3)	0	4 (0)	3
Competency 3	11(+3)	0	6 (0)	2	10 (+9)	0	7 (+1)	2	5 (+1)	2
Competency 4	11(+1)	0	7 (-1)	1	9 (+2)	1	9 (+1)	0	5 (+1)	2
Competency 5			7 (-1)	1	10 (+1)	0	9 (0)	0	7 (0)	0
Competency 6					10 (0)	0	7 (+5)	2	7 (0)	0
Competency 7					8 (+3)	2				

#### OVERALL ACHIEVERS AND NON-ACHIEVERS OF COMPETENCIES (% OF STUDENTS)


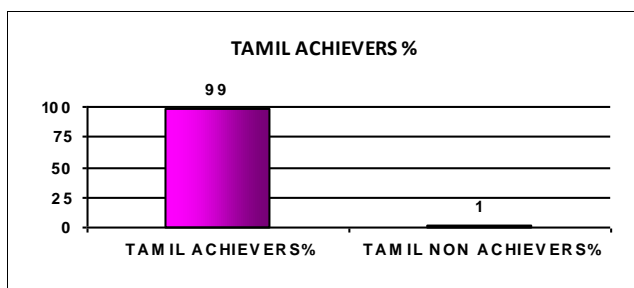


Note: Grades A,B and C are Achievers. The Values given in the brackets denote the difference between the number of Pre and Post Test Achievers. (For Example: '+2' denotes an increment of 2 students in the Post Test)

COMPETENCYWISE PERFORMANCE - ACHIEVERS (ACH) NON ACHIEVERS (NACH)										
LANGUAGE	1 Std		2 Std		3 Std		4 Std		5 Std	
	ACH	NACH	ACH	NACH	ACH	NACH	ACH	NACH	ACH	NACH
Competency 1	22 (+3)	0	12 (-1)	0	17 (+1)	0	16 (+3)	1	16 (+2)	2
Competency 2	22 (+2)	0	9 (-1)	3	17 (+1)	0	16 (+3)	1	15 (+1)	3
Competency 3	17 (-3)	5	12 (-1)	0	14 (-1)	3	13 (+2)	4	15 (+3)	3
Competency 4	20 (0)	2	12 (+1)	0	16 (+2)	1	17 (+5)	0	18 (0)	0
Competency 5	21 (+1)	1	11 (-2)	1	7 (-7)	10	17 (+5)	0	13 (-5)	5
Competency 6	20 (+3)	2	10 (+2)	2	17 (0)	0	16 (+3)	1	18 (0)	0
Competency 7	19 (0)	3	12 (0)	0	17 (+3)	0	16 (+1)	1	16 (+8)	2
Competency 8	21 (+1)	1	12 (0)	0	16 (+1)	1	15 (+1)	2	16 (+3)	2
Competency 9			12 (-1)	0	14 (-2)	3	16 (+5)	1	17 (+4)	1
Competency 10			12 (-1)	0	16 (+2)	1	15 (+3)	2	18 (0)	0
Competency 11					17 (+2)	0	15 (+8)	2	18 (0)	0
Competency 12							15 (0)	2		
Competency 13							16 (+1)	1		

COMPETENCYWISE PERFORMANCE - ACHIEVERS (ACH) NON ACHIEVERS (NACH)										
ENGLISH	1 Std		2 Std		3 Std		4 Std		5 Std	
	ACH	NACH	ACH	NACH	ACH	NACH	ACH	NACH	ACH	NACH
Competency 1	22(+2)	0	10 (-2)	2	17 (+3)	0	17 (+3)	0	17 (+2)	1
Competency 2	19(-1)	3	12 (-1)	0	15 (0)	2	11 (-1)	6	9 (-1)	9
Competency 3	18(+2)	4	12 (0)	0	12 (-1)	5	14 (+5)	3	14(+10)	4
Competency 4	20 (0)	2	12 (-1)	0	11 (-6)	6	14 (+1)	3	12 (+7)	6
Competency 5			12 (-1)	0	16 (+1)	1	15 (0)	2	18 (+1)	0
Competency 6					17 (0)	0	15 (+7)	2	18 (0)	0
Competency 7					10 (-4)	7				

#### OVERALL ACHIEVERS AND NON-ACHIEVERS OF COMPETENCIES (% OF STUDENTS)


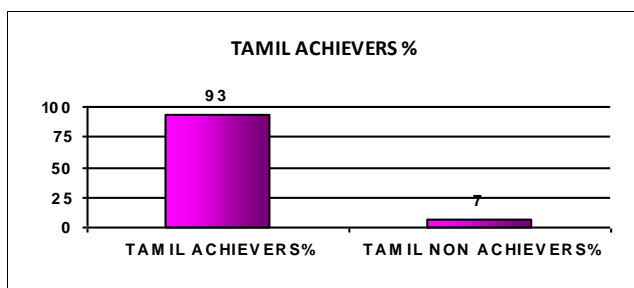


Note: Grades A,B and C are Achievers. The Values given in the brackets denote the difference between the number of Pre and Post Test Achievers. (For Example: '+2' denotes an increment of 2 students in the Post Test)

COMPETENCYWISE PERFORMANCE - ACHIEVERS (ACH) NON ACHIEVERS (NACH)										
LANGUAGE	1 Std		2 Std		3 Std		4 Std		5 Std	
	ACH	NACH	ACH	NACH	ACH	NACH	ACH	NACH	ACH	NACH
Competency 1	25 (+4)	5	30(+10)	1	31 (+1)	1	30 (+2)	6	38 (+8)	1
Competency 2	30(+3)	0	24(+19)	7	26(+21)	6	16 (-3)	20	37 (+9)	2
Competency 3	25 (+5)	5	30 (+5)	1	30(+15)	2	13 (-2)	23	37 (+6)	2
Competency 4	30 (+2)	0	27(+13)	4	26 (+4)	6	36(+23)	0	35(+10)	4
Competency 5	30 (+5)	0	26 (+9)	5	27(+18)	5	28(+11)	8	32 (-7)	7
Competency 6	30 (+3)	0	26(+17)	5	29 (+1)	3	17 (-1)	19	39 (+4)	0
Competency 7	25 (+9)	5	29 (+8)	2	26 (+4)	6	34(+19)	2	23 (+6)	16
Competency 8	25 (+1)	5	24 (+8)	7	26 (+2)	6	34 (+7)	2	31 (+6)	8
Competency 9			20(+10)	11	26 (+2)	6	31 (+26)	5	29 (+7)	10
Competency 10			30 (+6)	1	27 (+5)	5	34(+17)	2	38 (+6)	1
Competency 11					31 (+9)	1	21 (+9)	15	34 (-1)	5
Competency 12							33 (+7)	3		
Competency 13							36(+16)	0		

COMPETENCYWISE PERFORMANCE - ACHIEVERS (ACH) NON ACHIEVERS (NACH)										
ENGLISH	1 Std		2 Std		3 Std		4 Std		5 Std	
	ACH	NACH	ACH	NACH	ACH	NACH	ACH	NACH	ACH	NACH
Competency 1	28(+12)	2	30 (+3)	1	32 (+4)	0	36 (0)	0	34 (-3)	5
Competency 2	28(+1)	2	31 (+2)	0	27 (+5)	5	32(+15)	4	24 (+2)	15
Competency 3	24(+23)	6	30 (+6)	1	28(+18)	4	32(+15)	4	32 (+6)	7
Competency 4	27 (0)	3	30 (+4)	1	22(+12)	10	30(+20)	6	28 (+4)	11
Competency 5			29 (+4)	2	31 (+9)	1	36(+11)	0	36 (+5)	3
Competency 6					29 (-3)	3	25(+14)	11	39 (+3)	0
Competency 7					25(+15)	7				

#### OVERALL ACHIEVERS AND NON-ACHIEVERS OF COMPETENCIES (% OF STUDENTS)


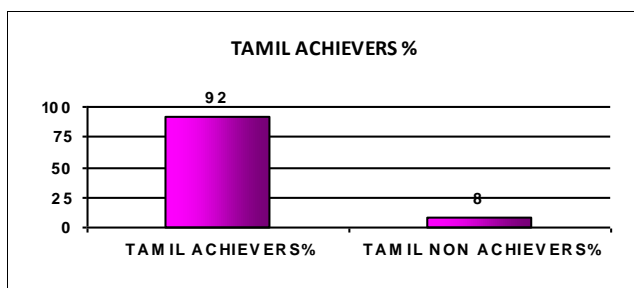


Note: Grades A,B and C are Achievers. The Values given in the brackets denote the difference between the number of Pre and Post Test Achievers. (For Example: '+2' denotes an increment of 2 students in the Post Test)

COMPETENCYWISE PERFORMANCE - ACHIEVERS (ACH) NON ACHIEVERS (NACH)										
LANGUAGE	1 Std		2 Std		3 Std		4 Std		5 Std	
	ACH	NACH	ACH	NACH	ACH	NACH	ACH	NACH	ACH	NACH
Competency 1	6 (-2)	0	5 (+1)	1	5 (-1)	1	9 (0)	0	10 (+1)	0
Competency 2	6 (-2)	0	2 (+2)	4	3 (-1)	3	8 (0)	1	9 (0)	1
Competency 3	6 (-2)	0	5 (0)	1	5 (-1)	1	8 (0)	1	9 (0)	1
Competency 4	6 (-2)	0	4 (+1)	2	5 (0)	1	8 (+2)	1	9 (+1)	1
Competency 5	6 (+1)	0	4 (+2)	2	1 (-3)	5	8 (0)	1	8 (0)	2
Competency 6	6 (0)	0	3 (+3)	3	6 (0)	0	9 (+1)	0	8 (0)	2
Competency 7	6 (-2)	0	6 (+4)	0	6 (+4)	0	8 (+3)	1	2 (-3)	8
Competency 8	6 (-2)	0	6 (+3)	0	6 (0)	0	9 (+1)	0	9 (+1)	1
Competency 9			2 (0)	4	5 (-1)	1	5 (+3)	4	3 (+3)	7
Competency 10			0 (-5)	6	5 (0)	1	8 (+1)	1	9 (+4)	1
Competency 11					5 (0)	1	7 (-1)	2	6 (-1)	4
Competency 12							9 (0)	0		
Competency 13							7 (-1)	2		

COMPETENCYWISE PERFORMANCE - ACHIEVERS (ACH) NON ACHIEVERS (NACH)										
ENGLISH	1 Std		2 Std		3 Std		4 Std		5 Std	
	ACH	NACH	ACH	NACH	ACH	NACH	ACH	NACH	ACH	NACH
Competency 1	6 (0)	0	4 (-1)	2	6 (0)	0	9 (0)	0	9 (0)	1
Competency 2	6 (-2)	0	6 (+4)	0	4 (-1)	2	8 (0)	1	8 (+3)	2
Competency 3	5 (-1)	1	4 (+1)	2	2 (-1)	4	7 (-1)	2	5 (0)	5
Competency 4	6 (0)	0	3 (-1)	3	5 (+2)	1	9 (0)	0	9 (+1)	1
Competency 5			5 (+2)	1	2 (-3)	4	8 (0)	1	6 (+3)	4
Competency 6					5 (-1)	1	4 (+1)	5	9 (-1)	1
Competency 7					4 (+1)	2				

#### OVERALL ACHIEVERS AND NON-ACHIEVERS OF COMPETENCIES (% OF STUDENTS)






Note: Grades A,B and C are Achievers. The Values given in the brackets denote the difference between the number of Pre and Post Test Achievers. (For Example: '+2' denotes an increment of 2 students in the Post Test)

COMPETENCYWISE PERFORMANCE - ACHIEVERS (ACH) NON ACHIEVERS (NACH)										
LANGUAGE	1 Std		2 Std		3 Std		4 Std		5 Std	
	ACH	NACH	ACH	NACH	ACH	NACH	ACH	NACH	ACH	NACH
Competency 1	5 (+1)	0	2 (0)	0	3 (+1)	0	0 (0)	0	0 (0)	0
Competency 2	5 (0)	0	2 (+1)	0	3 (+1)	0	0 (0)	0	0 (0)	0
Competency 3	5 (+2)	0	2 (0)	0	3 (+1)	0	0 (0)	0	0 (0)	0
Competency 4	5 (0)	0	2 (+1)	0	3 (+1)	0	0 (0)	0	0 (0)	0
Competency 5	5 (0)	0	2 (+1)	0	3 (+1)	0	0 (0)	0	0 (0)	0
Competency 6	5 (0)	0	2 (+1)	0	3 (+1)	0	0 (0)	0	0 (0)	0
Competency 7	5 (+3)	0	2 (+1)	0	3 (+1)	0	0 (0)	0	0 (0)	0
Competency 8	5 (0)	0	2 (0)	0	3 (+1)	0	0 (0)	0	0 (0)	0
Competency 9			2 (+1)	0	3 (+1)	0	0 (0)	0	0 (0)	0
Competency 10			2 (0)	0	3 (+1)	0	0 (0)	0	0 (0)	0
Competency 11					3 (+1)	0	0 (0)	0	0 (0)	0
Competency 12							0 (0)	0		
Competency 13							0 (0)	0		


COMPETENCYWISE PERFORMANCE - ACHIEVERS (ACH) NON ACHIEVERS (NACH)										
ENGLISH	1 Std		2 Std		3 Std		4 Std		5 Std	
	ACH	NACH	ACH	NACH	ACH	NACH	ACH	NACH	ACH	NACH
Competency 1	5 (+2)	0	2 (0)	0	3 (+1)	0	0 (0)	0	0 (0)	0
Competency 2	5 (0)	0	2 (+2)	0	3 (+1)	0	0 (0)	0	0 (0)	0
Competency 3	5 (+1)	0	2 (0)	0	3 (+2)	0	0 (0)	0	0 (0)	0
Competency 4	5 (0)	0	2 (0)	0	3 (+3)	0	0 (0)	0	0 (0)	0
Competency 5			2 (0)	0	3 (+2)	0	0 (0)	0	0 (0)	0
Competency 6					3 (+3)	0	0 (0)	0	0 (0)	0
Competency 7					3 (+2)	0				



Note: Grades A,B and C are Achievers. The Values given in the brackets denote the difference between the number of Pre and Post Test Achievers. (For Example: '+2' denotes an increment of 2 students in the Post Test)

COMPETENCYWISE PERFORMANCE - ACHIEVERS (ACH) NON ACHIEVERS (NACH)										
LANGUAGE	1 Std		2 Std		3 Std		4 Std		5 Std	
	ACH	NACH	ACH	NACH	ACH	NACH	ACH	NACH	ACH	NACH
Competency 1	8 (-2)	0	18 (+4)	2	14 (+3)	0	12 (-1)	3	18 (+1)	1
Competency 2	8 (-2)	0	13 (+7)	7	11 (+1)	3	12 (-1)	3	16 (-1)	3
Competency 3	4 (-5)	4	20 (+6)	0	14 (+4)	0	11 (-2)	4	16 (-1)	3
Competency 4	8 (-2)	0	16 (+8)	4	11 (+3)	3	11 (0)	4	17 (+1)	2
Competency 5	8 (+1)	0	15(+13)	5	10 (+2)	4	14 (+3)	1	18 (-1)	1
Competency 6	8 (+1)	0	18(+17)	2	14 (+3)	0	12 (+3)	3	18 (+3)	1
Competency 7	6 (-4)	2	17(+17)	3	13 (+3)	1	10 (-2)	5	17 (0)	2
Competency 8	8 (-2)	0	19 (+1)	1	12 (+3)	2	13 (-1)	2	16 (-1)	3
Competency 9			20 (+2)	0	10 (-1)	4	11 (-1)	4	17 (+13)	2
Competency 10			20 (+6)	0	14 (+4)	0	13 (+5)	2	19 (+4)	0
Competency 11					12 (+1)	2	10 (0)	5	13 (-6)	6
Competency 12							12 (+1)	3		
Competency 13							11 (+1)	4		


COMPETENCYWISE PERFORMANCE - ACHIEVERS (ACH) NON ACHIEVERS (NACH)										
ENGLISH	1 Std		2 Std		3 Std		4 Std		5 Std	
	ACH	NACH	ACH	NACH	ACH	NACH	ACH	NACH	ACH	NACH
Competency 1	8 (-1)	0	19 (+1)	1	14 (+3)	0	15 (+1)	0	19 (0)	0
Competency 2	8 (-2)	0	16 (-2)	4	12 (+1)	2	12 (+3)	3	17 (+1)	2
Competency 3	7 (0)	1	15(+12)	5	11 (+3)	3	11 (+1)	4	17 (-1)	2
Competency 4	8 (-2)	0	17(+13)	3	12 (+4)	2	12 (+3)	3	17 (-1)	2
Competency 5			18 (+6)	2	13 (+2)	1	13 (+1)	2	18 (+1)	1
Competency 6					13 (+2)	1	10 (-1)	5	18 (-1)	1
Competency 7					11 (+3)	3				



Note: Grades A,B and C are Achievers. The Values given in the brackets denote the difference between the number of Pre and Post Test Achievers. (For Example: '+2' denotes an increment of 2 students in the Post Test)

COMPETENCYWISE PERFORMANCE - ACHIEVERS (ACH) NON ACHIEVERS (NACH)										
LANGUAGE	1 Std		2 Std		3 Std		4 Std		5 Std	
	ACH	NACH	ACH	NACH	ACH	NACH	ACH	NACH	ACH	NACH
Competency 1	4 (0)	0	9 (+3)	0	6 (+1)	0	6 (0)	0	1 (0)	0
Competency 2	4 (0)	0	5 (+3)	4	5 (+1)	1	4 (-1)	2	1 (0)	0
Competency 3	3 (-1)	1	9 (+3)	0	6 (+2)	0	5 (+1)	1	1 (0)	0
Competency 4	4 (0)	0	9 (+5)	0	4 (0)	2	6 (+2)	0	1 (0)	0
Competency 5	4 (0)	0	6 (+1)	3	6 (+2)	0	4 (-1)	2	1 (0)	0
Competency 6	4 (+3)	0	6 (+4)	3	6 (+1)	0	4 (-2)	2	1 (+1)	0
Competency 7	4 (0)	0	9 (+7)	0	6 (+2)	0	5 (-1)	1	1 (+1)	0
Competency 8	4 (0)	0	9 (+3)	0	6 (+2)	0	6 (0)	0	1 (0)	0
Competency 9			9 (+4)	0	6 (+1)	0	6 (+4)	0	1 (0)	0
Competency 10			9 (+3)	0	6 (+2)	0	6 (0)	0	1 (+1)	0
Competency 11					6 (+1)	0	6 (+2)	0	1 (0)	0
Competency 12							6 (+1)	0		
Competency 13							6 (0)	0		

COMPETENCYWISE PERFORMANCE - ACHIEVERS (ACH) NON ACHIEVERS (NACH)										
ENGLISH	1 Std		2 Std		3 Std		4 Std		5 Std	
	ACH	NACH	ACH	NACH	ACH	NACH	ACH	NACH	ACH	NACH
Competency 1	4 (+1)	0	9 (+3)	0	6 (+4)	0	6 (0)	0	1 (+1)	0
Competency 2	4 (0)	0	8 (+4)	1	6 (+4)	0	5 (+1)	1	1 (+1)	0
Competency 3	4 (+1)	0	9 (+7)	0	4 (+1)	2	6 (+4)	0	1 (+1)	0
Competency 4	4 (0)	0	9 (+5)	0	4 (+4)	2	6 (0)	0	1 (+1)	0
Competency 5			8 (+3)	1	6 (+2)	0	6 (0)	0	1 (+1)	0
Competency 6					6 (+1)	0	6 (+4)	0	1 (0)	0
Competency 7					4 (+2)	2				


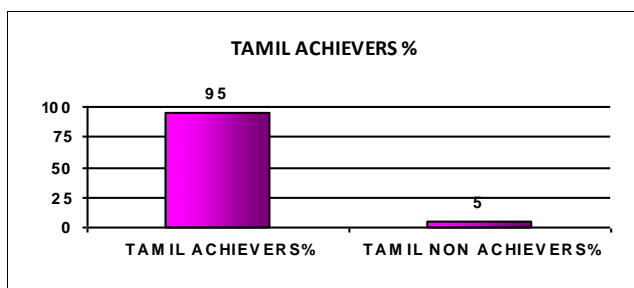


Note: Grades A,B and C are Achievers. The Values given in the brackets denote the difference between the number of Pre and Post Test Achievers. (For Example: '+2' denotes an increment of 2 students in the Post Test)

COMPETENCYWISE PERFORMANCE - ACHIEVERS (ACH) NON ACHIEVERS (NACH)										
LANGUAGE	1 Std		2 Std		3 Std		4 Std		5 Std	
	ACH	NACH	ACH	NACH	ACH	NACH	ACH	NACH	ACH	NACH
Competency 1	9 (+2)	0	9 (+4)	0	11 (+1)	0	16 (+8)	0	15 (+5)	0
Competency 2	9 (0)	0	8 (+8)	1	11 (+9)	0	12 (+3)	4	15 (+9)	0
Competency 3	9 (0)	0	9 (+1)	0	11 (+6)	0	11 (+2)	5	12 (+6)	3
Competency 4	9 (0)	0	9 (+4)	0	11 (+8)	0	9 (+1)	7	13 (+7)	2
Competency 5	9 (+1)	0	9 (+7)	0	11 (+1)	0	12 (+2)	4	11 (0)	4
Competency 6	9 (+1)	0	8 (+8)	1	11 (0)	0	12 (+2)	4	15 (+6)	0
Competency 7	9 (+5)	0	9 (+1)	0	11 (+1)	0	12 (+2)	4	8 (+6)	7
Competency 8	9 (0)	0	9 (+2)	0	11 (+5)	0	11 (+4)	5	9 (+3)	6
Competency 9			9 (+1)	0	11 (+6)	0	9 (+4)	7	14 (-1)	1
Competency 10			9 (+3)	0	11 (+1)	0	10 (-2)	6	15 (+7)	0
Competency 11					11 (0)	0	11 (+2)	5	15 (+3)	0
Competency 12							15 (+1)	1		
Competency 13							12 (+2)	4		

COMPETENCYWISE PERFORMANCE - ACHIEVERS (ACH) NON ACHIEVERS (NACH)										
ENGLISH	1 Std		2 Std		3 Std		4 Std		5 Std	
	ACH	NACH	ACH	NACH	ACH	NACH	ACH	NACH	ACH	NACH
Competency 1	8 (+2)	1	9 (+1)	0	11 (0)	0	16 (+1)	0	15 (+10)	0
Competency 2	9 (+2)	0	9 (+1)	0	11 (+1)	0	9 (+6)	7	12 (+12)	3
Competency 3	9 (+9)	0	9 (+8)	0	10 (+8)	1	8 (+6)	8	10 (+9)	5
Competency 4	9 (+3)	0	9 (+1)	0	10 (+9)	1	11 (+6)	5	12 (+11)	3
Competency 5			9 (+4)	0	11 (0)	0	14 (+2)	2	15 (+14)	0
Competency 6					11 (0)	0	10 (+8)	6	15 (+2)	0
Competency 7					11 (+9)	0				


#### OVERALL ACHIEVERS AND NON-ACHIEVERS OF COMPETENCIES (% OF STUDENTS)



Note: Grades A,B and C are Achievers. The Values given in the brackets denote the difference between the number of Pre and Post Test Achievers. (For Example: '+2' denotes an increment of 2 students in the Post Test)

COMPETENCYWISE PERFORMANCE - ACHIEVERS (ACH) NON ACHIEVERS (NACH)										
LANGUAGE	1 Std		2 Std		3 Std		4 Std		5 Std	
	ACH	NACH	ACH	NACH	ACH	NACH	ACH	NACH	ACH	NACH
Competency 1	4 (-1)	0	0 (-1)	0	7 (+1)	0	3 (+1)	0	9 (0)	0
Competency 2	4 (-1)	0	0 (0)	0	3 (-2)	4	3 (+1)	0	9 (+1)	0
Competency 3	4 (-1)	0	0 (-1)	0	7 (+4)	0	3 (+1)	0	9 (+1)	0
Competency 4	4 (-1)	0	0 (0)	0	7 (+3)	0	3 (+3)	0	9 (+1)	0
Competency 5	4 (+1)	0	0 (-1)	0	4 (+3)	3	3 (+2)	0	9 (0)	0
Competency 6	4 (-1)	0	0 (0)	0	7 (+3)	0	3 (+1)	0	9 (0)	0
Competency 7	4 (0)	0	0 (-1)	0	7 (+6)	0	3 (+2)	0	9 (0)	0
Competency 8	4 (-1)	0	0 (-1)	0	6 (+3)	1	3 (+2)	0	9 (0)	0
Competency 9			0 (0)	0	5 (0)	2	2 (0)	1	6 (+1)	3
Competency 10			0 (-1)	0	7 (+4)	0	3 (+2)	0	9 (+2)	0
Competency 11					7 (+3)	0	3 (+1)	0	8 (-1)	1
Competency 12							3 (+1)	0		
Competency 13							3 (+2)	0		


COMPETENCYWISE PERFORMANCE - ACHIEVERS (ACH) NON ACHIEVERS (NACH)										
ENGLISH	1 Std		2 Std		3 Std		4 Std		5 Std	
	ACH	NACH	ACH	NACH	ACH	NACH	ACH	NACH	ACH	NACH
Competency 1	4 (-1)	0	0 (-1)	0	7 (0)	0	3 (0)	0	9 (0)	0
Competency 2	4 (-1)	0	0 (-1)	0	7 (+1)	0	3 (+3)	0	8 (+3)	1
Competency 3	4 (+3)	0	0 (-1)	0	6 (+1)	1	3 (+1)	0	8 (+2)	1
Competency 4	4 (-1)	0	0 (-1)	0	7 (+2)	0	3 (+3)	0	9 (+5)	0
Competency 5			0 (-1)	0	7 (+2)	0	3 (0)	0	9 (+5)	0
Competency 6					7 (0)	0	3 (+2)	0	9 (0)	0
Competency 7					7 (+2)	0				



Note: Grades A,B and C are Achievers. The Values given in the brackets denote the difference between the number of Pre and Post Test Achievers. (For Example: '+2' denotes an increment of 2 students in the Post Test)

COMPETENCYWISE PERFORMANCE - ACHIEVERS (ACH) NON ACHIEVERS (NACH)										
LANGUAGE	1 Std		2 Std		3 Std		4 Std		5 Std	
	ACH	NACH	ACH	NACH	ACH	NACH	ACH	NACH	ACH	NACH
Competency 1	4 (-4)	0	10 (0)	0	8 (+1)	0	5 (0)	0	3 (-1)	0
Competency 2	4 (-4)	0	8 (+4)	2	6 (+1)	2	5 (0)	0	3 (-1)	0
Competency 3	4 (-4)	0	10 (0)	0	7 (+1)	1	5 (0)	0	3 (-1)	0
Competency 4	4 (-4)	0	10 (+1)	0	6 (+1)	2	5 (0)	0	3 (-1)	0
Competency 5	4 (-4)	0	7 (-3)	3	8 (+3)	0	5 (0)	0	3 (-1)	0
Competency 6	4 (-4)	0	10 (+2)	0	8 (+1)	0	5 (+1)	0	3 (0)	0
Competency 7	4 (-4)	0	10 (0)	0	8 (+1)	0	5 (+1)	0	3 (-1)	0
Competency 8	4 (-4)	0	10 (0)	0	8 (+1)	0	5 (0)	0	3 (-1)	0
Competency 9			10 (0)	0	7 (0)	1	5 (0)	0	2 (-2)	1
Competency 10			10 (0)	0	8 (+3)	0	5 (+2)	0	3 (-1)	0
Competency 11					6 (+4)	2	5 (+4)	0	2 (-2)	1
Competency 12							5 (+2)	0		
Competency 13							5 (+2)	0		


COMPETENCYWISE PERFORMANCE - ACHIEVERS (ACH) NON ACHIEVERS (NACH)										
ENGLISH	1 Std		2 Std		3 Std		4 Std		5 Std	
	ACH	NACH	ACH	NACH	ACH	NACH	ACH	NACH	ACH	NACH
Competency 1	4 (-4)	0	10 (0)	0	8 (+2)	0	5 (0)	0	3 (-1)	0
Competency 2	4 (-4)	0	10 (0)	0	5 (+1)	3	5 (0)	0	3 (-1)	0
Competency 3	4 (-3)	0	10 (0)	0	4 (+4)	4	5 (0)	0	3 (-1)	0
Competency 4	4 (-4)	0	10 (0)	0	5 (+3)	3	5 (+5)	0	3 (-1)	0
Competency 5			10 (0)	0	7 (+1)	1	5 (0)	0	3 (-1)	0
Competency 6					7 (+5)	1	4 (-1)	1	3 (-1)	0
Competency 7					3 (+3)	5				



Note: Grades A,B and C are Achievers. The Values given in the brackets denote the difference between the number of Pre and Post Test Achievers. (For Example: '+2' denotes an increment of 2 students in the Post Test)

COMPETENCYWISE PERFORMANCE - ACHIEVERS (ACH) NON ACHIEVERS (NACH)										
LANGUAGE	1 Std		2 Std		3 Std		4 Std		5 Std	
	ACH	NACH	ACH	NACH	ACH	NACH	ACH	NACH	ACH	NACH
Competency 1	6 (0)	0	8 (0)	0	11 (+1)	0	10 (+1)	0	11 (0)	0
Competency 2	6 (0)	0	8 (+5)	0	11 (+4)	0	9 (+1)	1	11 (0)	0
Competency 3	5 (-1)	1	8 (0)	0	11 (+1)	0	9 (+1)	1	11 (+1)	0
Competency 4	5 (-1)	1	7 (-1)	1	11 (+2)	0	10 (+2)	0	11 (+2)	0
Competency 5	6 (0)	0	8 (0)	0	10 (0)	1	9 (+1)	1	8 (-3)	3
Competency 6	5 (-1)	1	8 (+6)	0	11 (+2)	0	9 (+2)	1	11 (+2)	0
Competency 7	6 (+1)	0	8 (+2)	0	11 (+3)	0	10 (+2)	0	11 (0)	0
Competency 8	6 (0)	0	8 (0)	0	11 (+1)	0	10 (0)	0	11 (+1)	0
Competency 9			8 (0)	0	10 (+3)	1	9 (+4)	1	3 (+2)	8
Competency 10			8 (0)	0	11 (+5)	0	10 (+3)	0	11 (+7)	0
Competency 11					11 (+4)	0	9 (+8)	1	9 (-2)	2
Competency 12							10 (+3)	0		
Competency 13							8 (-1)	2		


COMPETENCYWISE PERFORMANCE - ACHIEVERS (ACH) NON ACHIEVERS (NACH)										
ENGLISH	1 Std		2 Std		3 Std		4 Std		5 Std	
	ACH	NACH	ACH	NACH	ACH	NACH	ACH	NACH	ACH	NACH
Competency 1	6 (+1)	0	8 (+1)	0	11 (+1)	0	10 (+1)	0	11 (0)	0
Competency 2	6 (0)	0	8 (0)	0	11 (+5)	0	10 (+1)	0	11 (+1)	0
Competency 3	5 (+1)	1	8 (+1)	0	10 (+7)	1	10 (+3)	0	11 (0)	0
Competency 4	6 (0)	0	8 (0)	0	10 (+8)	1	10 (+3)	0	11 (0)	0
Competency 5			8 (+2)	0	11 (+3)	0	10 (0)	0	11 (+1)	0
Competency 6					11 (+5)	0	9 (+2)	1	11 (0)	0
Competency 7					11 (+4)	0				



Note: Grades A,B and C are Achievers. The Values given in the brackets denote the difference between the number of Pre and Post Test Achievers. (For Example: '+2' denotes an increment of 2 students in the Post Test)

COMPETENCYWISE PERFORMANCE - ACHIEVERS (ACH) NON ACHIEVERS (NACH)										
LANGUAGE	1 Std		2 Std		3 Std		4 Std		5 Std	
	ACH	NACH	ACH	NACH	ACH	NACH	ACH	NACH	ACH	NACH
Competency 1	12 (+2)	0	13 (0)	0	13 (-1)	2	20 (+1)	0	14 (+1)	1
Competency 2	12 (+2)	0	13 (+3)	0	11 (-2)	4	20 (+1)	0	12 (+1)	3
Competency 3	11 (+1)	1	13 (0)	0	15 (+2)	0	19 (+3)	1	13 (+3)	2
Competency 4	11 (+1)	1	13 (0)	0	13 (+2)	2	18 (+4)	2	14 (+4)	1
Competency 5	12 (+2)	0	13 (+1)	0	13 (0)	2	20 (+3)	0	10 (-3)	5
Competency 6	7 (-1)	5	13 (+3)	0	15 (0)	0	17 (+5)	3	15 (+3)	0
Competency 7	11 (+3)	1	13 (+3)	0	14 (+3)	1	15 (0)	5	9 (+1)	6
Competency 8	12 (+2)	0	13 (+1)	0	12 (+2)	3	18 (+5)	2	10 (-1)	5
Competency 9			13 (+3)	0	11 (-1)	4	17 (+4)	3	11 (+5)	4
Competency 10			13 (0)	0	13 (+2)	2	18 (+3)	2	15 (+5)	0
Competency 11					15 (+3)	0	18(+17)	2	12 (+1)	3
Competency 12							18 (+7)	2		
Competency 13							13 (-5)	7		

COMPETENCYWISE PERFORMANCE - ACHIEVERS (ACH) NON ACHIEVERS (NACH)										
ENGLISH	1 Std		2 Std		3 Std		4 Std		5 Std	
	ACH	NACH	ACH	NACH	ACH	NACH	ACH	NACH	ACH	NACH
Competency 1	12(+2)	0	13 (0)	0	14 (+3)	1	20 (0)	0	15 (+2)	0
Competency 2	11(+1)	1	13 (0)	0	14 (+3)	1	19 (+1)	1	14 (+1)	1
Competency 3	8 (+5)	4	13 (0)	0	14 (+3)	1	19 (+2)	1	14 (+1)	1
Competency 4	11(+1)	1	13 (0)	0	12 (+1)	3	19 (+2)	1	14 (+2)	1
Competency 5			13 (+1)	0	13 (+2)	2	18 (-2)	2	14 (+1)	1
Competency 6					15 (+3)	0	19 (+2)	1	15 (+1)	0
Competency 7					12 (+3)	3				



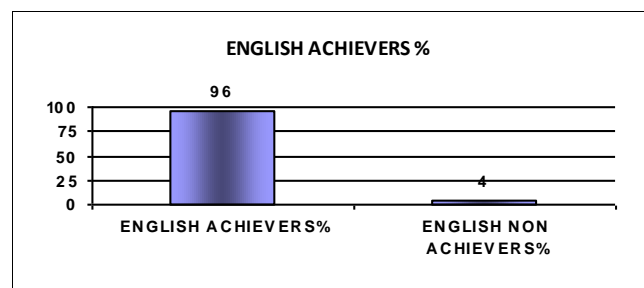
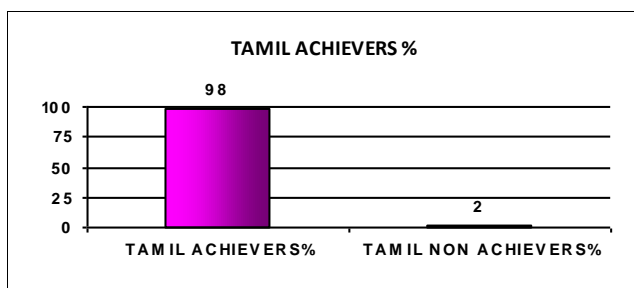


Note: Grades A,B and C are Achievers. The Values given in the brackets denote the difference between the number of Pre and Post Test Achievers. (For Example: '+2' denotes an increment of 2 students in the Post Test)

COMPETENCYWISE PERFORMANCE - ACHIEVERS (ACH) NON ACHIEVERS (NACH)										
LANGUAGE	1 Std		2 Std		3 Std		4 Std		5 Std	
	ACH	NACH	ACH	NACH	ACH	NACH	ACH	NACH	ACH	NACH
Competency 1	7 (-1)	0	13 (-2)	0	11 (0)	0	6 (-4)	1	13 (0)	1
Competency 2	7 (-1)	0	13 (+9)	0	9 (0)	2	6 (-2)	1	12 (0)	2
Competency 3	7 (-1)	0	12 (-3)	1	11 (0)	0	5 (-2)	2	11 (0)	3
Competency 4	7 (-1)	0	13 (-1)	0	10 (+1)	1	7 (-1)	0	12 (+1)	2
Competency 5	7 (+2)	0	12 (-3)	1	9 (+1)	2	7 (-2)	0	12 (0)	2
Competency 6	7 (-1)	0	12 (+1)	1	11 (0)	0	7 (-2)	0	14 (+4)	0
Competency 7	7 (0)	0	13 (+5)	0	11 (+1)	0	7 (-2)	0	12 (+1)	2
Competency 8	7 (-1)	0	12 (-3)	1	11 (+1)	0	5 (-5)	2	11 (0)	3
Competency 9			9 (-1)	4	10 (0)	1	4 (-4)	3	4 (-2)	10
Competency 10			13 (-2)	0	11 (+2)	0	6 (-3)	1	13 (+1)	1
Competency 11					11 (0)	0	6 (+1)	1	12 (-1)	2
Competency 12							7 (+1)	0		
Competency 13							7 (-3)	0		

COMPETENCYWISE PERFORMANCE - ACHIEVERS (ACH) NON ACHIEVERS (NACH)										
ENGLISH	1 Std		2 Std		3 Std		4 Std		5 Std	
	ACH	NACH	ACH	NACH	ACH	NACH	ACH	NACH	ACH	NACH
Competency 1	7 (+1)	0	11 (-3)	2	11 (+2)	0	7 (-3)	0	14 (0)	0
Competency 2	6 (-2)	1	13 (-2)	0	7 (-1)	4	6 (-2)	1	11 (+2)	3
Competency 3	6 (0)	1	13 (-2)	0	10 (+6)	1	6 (-3)	1	13 (+1)	1
Competency 4	7 (-1)	0	13 (-2)	0	7 (0)	4	6 (-2)	1	14 (+1)	0
Competency 5			13 (-2)	0	10 (+6)	1	7 (-3)	0	14 (+2)	0
Competency 6					11 (+3)	0	6 (-3)	1	14 (0)	0
Competency 7					8 (+3)	3				

#### OVERALL ACHIEVERS AND NON-ACHIEVERS OF COMPETENCIES (% OF STUDENTS)

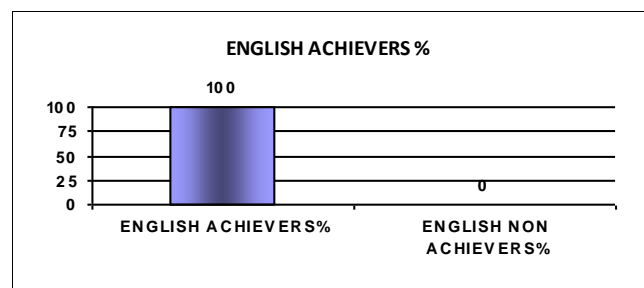
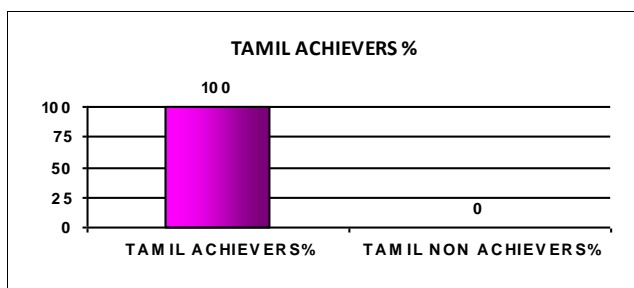


Note: Grades A,B and C are Achievers. The Values given in the brackets denote the difference between the number of Pre and Post Test Achievers. (For Example: '+2' denotes an increment of 2 students in the Post Test)

COMPETENCYWISE PERFORMANCE - ACHIEVERS (ACH) NON ACHIEVERS (NACH)										
LANGUAGE	1 Std		2 Std		3 Std		4 Std		5 Std	
	ACH	NACH	ACH	NACH	ACH	NACH	ACH	NACH	ACH	NACH
Competency 1	11 (+4)	1	10 (0)	0	12 (+2)	0	12 (+4)	1	8 (-1)	0
Competency 2	12 (+1)	0	10 (+8)	0	12 (+8)	0	10 (+3)	3	8 (+1)	0
Competency 3	10 (+3)	2	10 (0)	0	12 (+3)	0	10 (+3)	3	8 (+1)	0
Competency 4	12 (+4)	0	9 (+4)	1	12 (+9)	0	13 (+8)	0	8 (+2)	0
Competency 5	12 (+2)	0	10 (+2)	0	12 (+6)	0	12 (+3)	1	8 (0)	0
Competency 6	12 (+4)	0	10 (+7)	0	12 (+2)	0	11 (-5)	2	8 (-1)	0
Competency 7	10 (+4)	2	10 (0)	0	12 (+5)	0	11 (-5)	2	8 (+2)	0
Competency 8	12 (+2)	0	10 (0)	0	12 (+5)	0	13 (+2)	0	8 (0)	0
Competency 9			10 (+4)	0	12 (+3)	0	12 (0)	1	8 (-1)	0
Competency 10			10 (+2)	0	12 (+2)	0	13 (-2)	0	8 (-1)	0
Competency 11					12 (+2)	0	10 (0)	3	8 (-1)	0
Competency 12							13 (-2)	0		
Competency 13							12 (-4)	1		

COMPETENCYWISE PERFORMANCE - ACHIEVERS (ACH) NON ACHIEVERS (NACH)										
ENGLISH	1 Std		2 Std		3 Std		4 Std		5 Std	
	ACH	NACH	ACH	NACH	ACH	NACH	ACH	NACH	ACH	NACH
Competency 1	12(+5)	0	10 (0)	0	12 (+2)	0	12 (-2)	1	8 (-1)	0
Competency 2	12(+1)	0	10 (0)	0	12 (+2)	0	12 (-3)	1	8 (0)	0
Competency 3	9 (+5)	3	10 (+2)	0	12(+11)	0	12 (+1)	1	8 (+1)	0
Competency 4	11 (0)	1	10 (0)	0	12(+11)	0	13 (-3)	0	8 (+1)	0
Competency 5			10 (0)	0	12 (+5)	0	13 (-3)	0	8 (-1)	0
Competency 6					12 (+3)	0	11 (+3)	2	8 (-1)	0
Competency 7					12 (+9)	0				

#### OVERALL ACHIEVERS AND NON-ACHIEVERS OF COMPETENCIES (% OF STUDENTS)


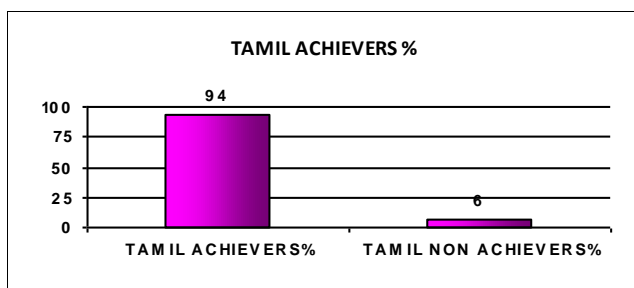


Note: Grades A,B and C are Achievers. The Values given in the brackets denote the difference between the number of Pre and Post Test Achievers. (For Example: '+2' denotes an increment of 2 students in the Post Test)

COMPETENCYWISE PERFORMANCE - ACHIEVERS (ACH) NON ACHIEVERS (NACH)										
LANGUAGE	1 Std		2 Std		3 Std		4 Std		5 Std	
	ACH	NACH	ACH	NACH	ACH	NACH	ACH	NACH	ACH	NACH
Competency 1	27 (+1)	3	27 (-2)	0	39 (-1)	5	24 (+1)	7	24 (+2)	2
Competency 2	30 (+2)	0	27(+10)	0	27 (-8)	17	20 (0)	11	23 (+2)	3
Competency 3	25 (+1)	5	27 (-1)	0	42 (+7)	2	19 (+1)	12	23 (+2)	3
Competency 4	30 (+2)	0	27 (+2)	0	32 (+3)	12	31 (+13)	0	23 (+3)	3
Competency 5	30 (+2)	0	27 (-1)	0	30 (-10)	14	23 (+4)	8	22 (+1)	4
Competency 6	30(+10)	0	27 (+6)	0	43 (+8)	1	21 (-4)	10	23 (+1)	3
Competency 7	27 (+4)	3	27 (+3)	0	40 (+2)	4	30 (+3)	1	22 (+15)	4
Competency 8	30 (+3)	0	27 (-2)	0	39 (+5)	5	23 (+5)	8	23 (+10)	3
Competency 9			27 (+1)	0	36 (-2)	8	17 (+3)	14	10 (+4)	16
Competency 10			26 (-1)	1	43(+22)	1	28 (+12)	3	25 (+14)	1
Competency 11					44(+11)	0	23(+21)	8	17 (0)	9
Competency 12							31 (+7)	0		
Competency 13							25 (-5)	6		

COMPETENCYWISE PERFORMANCE - ACHIEVERS (ACH) NON ACHIEVERS (NACH)										
ENGLISH	1 Std		2 Std		3 Std		4 Std		5 Std	
	ACH	NACH	ACH	NACH	ACH	NACH	ACH	NACH	ACH	NACH
Competency 1	26(+9)	4	27 (-2)	0	41 (+2)	3	28 (+1)	3	25 (+3)	1
Competency 2	30(+2)	0	26 (-4)	1	36 (-3)	8	27(+11)	4	23 (+4)	3
Competency 3	24(+4)	6	27 (0)	0	29 (-1)	15	17 (-1)	14	22 (+2)	4
Competency 4	27 (0)	3	27 (-1)	0	35(+16)	9	18 (-5)	13	22 (+2)	4
Competency 5			24 (-3)	3	44 (+9)	0	30 (+2)	1	24 (+2)	2
Competency 6					43(+14)	1	14 (0)	17	24 (0)	2
Competency 7					29 (+1)	15				

#### OVERALL ACHIEVERS AND NON-ACHIEVERS OF COMPETENCIES (% OF STUDENTS)


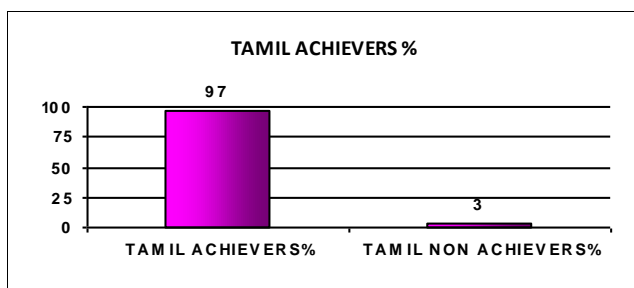


Note: Grades A,B and C are Achievers. The Values given in the brackets denote the difference between the number of Pre and Post Test Achievers. (For Example: '+2' denotes an increment of 2 students in the Post Test)

COMPETENCYWISE PERFORMANCE - ACHIEVERS (ACH) NON ACHIEVERS (NACH)										
LANGUAGE	1 Std		2 Std		3 Std		4 Std		5 Std	
	ACH	NACH	ACH	NACH	ACH	NACH	ACH	NACH	ACH	NACH
Competency 1	9 (0)	1	11 (-1)	0	13 (0)	0	14 (0)	0	14 (0)	1
Competency 2	9 (+1)	1	11 (+1)	0	13 (+7)	0	14 (+2)	0	14 (0)	1
Competency 3	9 (0)	1	11 (-1)	0	13 (+1)	0	14 (+2)	0	14 (0)	1
Competency 4	9 (0)	1	11 (-1)	0	13 (+5)	0	14 (+4)	0	14 (+1)	1
Competency 5	9 (+2)	1	11 (-1)	0	13 (+4)	0	14 (+4)	0	12 (-2)	3
Competency 6	9 (+3)	1	11 (+1)	0	13 (+4)	0	14 (+3)	0	13 (+2)	2
Competency 7	9 (+1)	1	11 (-1)	0	13 (0)	0	14 (+5)	0	12 (+4)	3
Competency 8	10 (-1)	0	11 (-1)	0	13 (+2)	0	14 (+2)	0	14 (+2)	1
Competency 9			11 (+3)	0	12 (+1)	1	13 (+1)	1	6 (+4)	9
Competency 10			11 (-1)	0	13 (+5)	0	14 (+1)	0	14 (+6)	1
Competency 11					13 (+5)	0	14 (+5)	0	10 (+1)	5
Competency 12							14 (+3)	0		
Competency 13							14 (+1)	0		

COMPETENCYWISE PERFORMANCE - ACHIEVERS (ACH) NON ACHIEVERS (NACH)										
ENGLISH	1 Std		2 Std		3 Std		4 Std		5 Std	
	ACH	NACH	ACH	NACH	ACH	NACH	ACH	NACH	ACH	NACH
Competency 1	9 (-1)	1	11 (-1)	0	13 (0)	0	14 (0)	0	14 (0)	1
Competency 2	9 (-1)	1	11 (-1)	0	12 (+1)	1	14 (+1)	0	12 (+3)	3
Competency 3	9 (+4)	1	11 (+2)	0	10 (+6)	3	14 (+2)	0	13 (+1)	2
Competency 4	9 (0)	1	11 (-1)	0	10 (+4)	3	14 (0)	0	13 (+1)	2
Competency 5			11 (-1)	0	13 (+2)	0	14 (+3)	0	14 (+5)	1
Competency 6					13 (0)	0	14 (+1)	0	15 (+2)	0
Competency 7					12 (+7)	1				

#### OVERALL ACHIEVERS AND NON-ACHIEVERS OF COMPETENCIES (% OF STUDENTS)


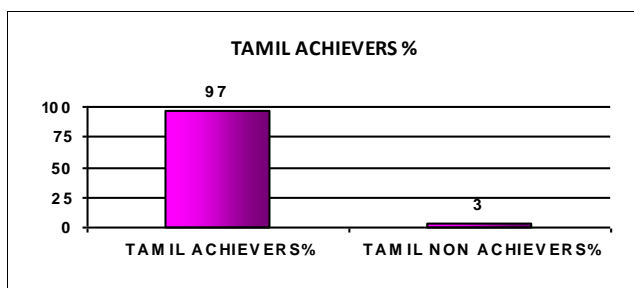


Note: Grades A,B and C are Achievers. The Values given in the brackets denote the difference between the number of Pre and Post Test Achievers. (For Example: '+2' denotes an increment of 2 students in the Post Test)

COMPETENCYWISE PERFORMANCE - ACHIEVERS (ACH) NON ACHIEVERS (NACH)										
LANGUAGE	1 Std		2 Std		3 Std		4 Std		5 Std	
	ACH	NACH	ACH	NACH	ACH	NACH	ACH	NACH	ACH	NACH
Competency 1	12 (+9)	1	9 (+8)	0	9 (+1)	0	16 (+9)	1	10 (-1)	2
Competency 2	13 (+2)	0	9 (+9)	0	9 (+2)	0	16 (+9)	1	10 (-1)	2
Competency 3	9 (+6)	4	9 (+3)	0	9 (+2)	0	15 (+7)	2	10 (0)	2
Competency 4	9 (-3)	4	9 (+8)	0	9 (+3)	0	15 (+10)	2	10 (0)	2
Competency 5	0 (-1)	13	9 (+8)	0	9 (+1)	0	17 (+8)	0	9 (-1)	3
Competency 6	8 (+5)	5	9 (+9)	0	9 (+2)	0	15 (+7)	2	12 (+6)	0
Competency 7	10 (+9)	3	9 (+9)	0	9 (+1)	0	1 (-6)	16	9 (+6)	3
Competency 8	12 (0)	1	9 (+6)	0	9 (+1)	0	15 (+11)	2	9 (+1)	3
Competency 9			9 (+9)	0	9 (+1)	0	12 (+11)	5	12 (+9)	0
Competency 10			9 (+5)	0	9 (+1)	0	8 (+1)	9	12 (+4)	0
Competency 11					9 (+1)	0	11 (+6)	6	12 (+3)	0
Competency 12							0 (-11)	17		
Competency 13							0 (-10)	17		

COMPETENCYWISE PERFORMANCE - ACHIEVERS (ACH) NON ACHIEVERS (NACH)										
ENGLISH	1 Std		2 Std		3 Std		4 Std		5 Std	
	ACH	NACH	ACH	NACH	ACH	NACH	ACH	NACH	ACH	NACH
Competency 1	12(+9)	1	9 (+6)	0	9 (+3)	0	17 (+2)	0	12 (+1)	0
Competency 2	10(-3)	3	9 (+2)	0	9 (+1)	0	16(+13)	1	8 (+6)	4
Competency 3	6 (+5)	7	9 (+8)	0	9 (+4)	0	16(+12)	1	9 (+5)	3
Competency 4	13(+10)	0	9 (+2)	0	9 (+1)	0	16 (+9)	1	8 (+3)	4
Competency 5			9 (+3)	0	9 (+1)	0	15 (+1)	2	12 (+9)	0
Competency 6					9 (+1)	0	15(+13)	2	11 (0)	1
Competency 7					9 (+3)	0				

#### OVERALL ACHIEVERS AND NON-ACHIEVERS OF COMPETENCIES (% OF STUDENTS)

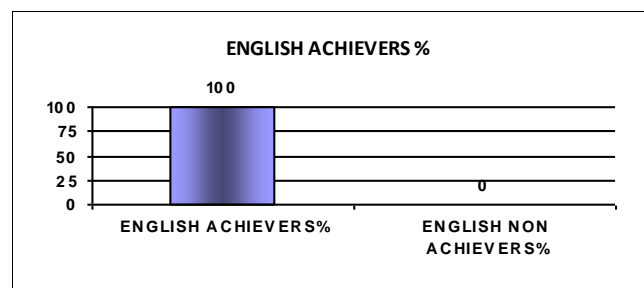
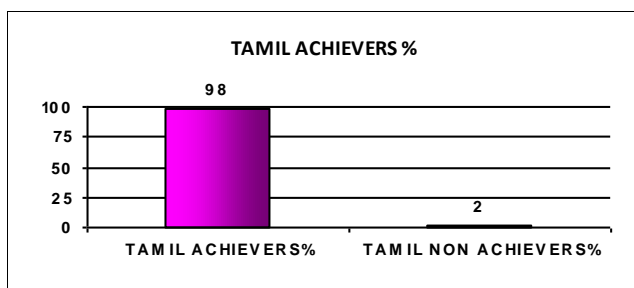


Note: Grades A,B and C are Achievers. The Values given in the brackets denote the difference between the number of Pre and Post Test Achievers. (For Example: '+2' denotes an increment of 2 students in the Post Test)

COMPETENCYWISE PERFORMANCE - ACHIEVERS (ACH) NON ACHIEVERS (NACH)										
LANGUAGE	1 Std		2 Std		3 Std		4 Std		5 Std	
	ACH	NACH	ACH	NACH	ACH	NACH	ACH	NACH	ACH	NACH
Competency 1	10 (+2)	1	8 (+1)	0	8 (+1)	1	14 (+4)	0	7 (0)	1
Competency 2	11 (+2)	0	8 (+7)	0	7 (+4)	2	9 (-1)	5	7 (0)	1
Competency 3	9 (+2)	2	8 (+1)	0	8 (+4)	1	10 (0)	4	7 (0)	1
Competency 4	11 (+2)	0	8 (+6)	0	8 (+4)	1	14 (+4)	0	7 (0)	1
Competency 5	11 (+2)	0	8 (+2)	0	7 (+1)	2	9 (-1)	5	8 (0)	0
Competency 6	11 (+3)	0	8 (+7)	0	9 (+1)	0	8 (-2)	6	8 (0)	0
Competency 7	10 (+4)	1	8 (+1)	0	9 (+1)	0	14 (+4)	0	7 (0)	1
Competency 8	11 (+2)	0	8 (+1)	0	8 (+5)	1	12 (+2)	2	7 (0)	1
Competency 9			8 (+3)	0	8 (+3)	1	14 (+6)	0	7 (-1)	1
Competency 10			8 (+1)	0	9 (+3)	0	14 (+4)	0	8 (+1)	0
Competency 11					9 (+2)	0	9 (-1)	5	7 (-1)	1
Competency 12							14 (+4)	0		
Competency 13							13 (+3)	1		

COMPETENCYWISE PERFORMANCE - ACHIEVERS (ACH) NON ACHIEVERS (NACH)										
ENGLISH	1 Std		2 Std		3 Std		4 Std		5 Std	
	ACH	NACH	ACH	NACH	ACH	NACH	ACH	NACH	ACH	NACH
Competency 1	11(+6)	0	8 (+1)	0	9 (+3)	0	13 (+3)	1	8 (0)	0
Competency 2	10(+1)	1	8 (+1)	0	8 (+1)	1	14 (+4)	0	7 (+1)	1
Competency 3	9 (+7)	2	8 (+4)	0	8 (+3)	1	12 (+2)	2	7 (0)	1
Competency 4	11(+3)	0	8 (+1)	0	7 (+2)	2	8 (-2)	6	8 (+1)	0
Competency 5			8 (+1)	0	9 (+1)	0	14 (+4)	0	8 (0)	0
Competency 6					9 (+2)	0	8 (-2)	6	8 (0)	0
Competency 7					7 (0)	2				

### OVERALL ACHIEVERS AND NON-ACHIEVERS OF COMPETENCIES (% OF STUDENTS)


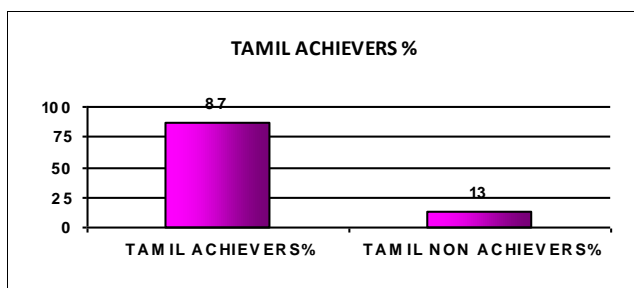


Note: Grades A,B and C are Achievers. The Values given in the brackets denote the difference between the number of Pre and Post Test Achievers. (For Example: '+2' denotes an increment of 2 students in the Post Test)

COMPETENCYWISE PERFORMANCE - ACHIEVERS (ACH) NON ACHIEVERS (NACH)										
LANGUAGE	1 Std		2 Std		3 Std		4 Std		5 Std	
	ACH	NACH	ACH	NACH	ACH	NACH	ACH	NACH	ACH	NACH
Competency 1	43 (+1)	3	27 (-1)	12	49 (-9)	8	44 (+3)	12	51 (+3)	7
Competency 2	40 (-6)	6	21(+19)	18	46 (+4)	11	26 (-4)	30	45 (+4)	13
Competency 3	26 (+1)	20	32(-11)	7	50 (+9)	7	21 (-4)	35	47 (+8)	11
Competency 4	29 (-21)	17	18 (+9)	21	47(+12)	10	52 (+28)	4	47 (+6)	11
Competency 5	32 (+1)	14	23 (+9)	16	46 (-4)	11	42 (+16)	14	41 (-5)	17
Competency 6	26 (+8)	20	27(+25)	12	56 (+8)	1	23 (-26)	33	55 (+8)	3
Competency 7	35 (+2)	11	35 (-6)	4	52 (-2)	5	50 (0)	6	31 (+2)	27
Competency 8	43(-10)	3	31 (-9)	8	51 (+5)	6	53 (+8)	3	46 (+6)	12
Competency 9			5 (-29)	34	39 (-11)	18	34 (-5)	22	40 (+6)	18
Competency 10			31(-12)	8	53(+16)	4	49 (-1)	7	52 (+8)	6
Competency 11					56(+14)	1	28 (+5)	28	43 (-3)	15
Competency 12							53 (+2)	3		
Competency 13							50 (-7)	6		

COMPETENCYWISE PERFORMANCE - ACHIEVERS (ACH) NON ACHIEVERS (NACH)										
ENGLISH	1 Std		2 Std		3 Std		4 Std		5 Std	
	ACH	NACH	ACH	NACH	ACH	NACH	ACH	NACH	ACH	NACH
Competency 1	39(+12)	7	17 (-15)	22	53 (+5)	4	55 (0)	1	56 (+6)	2
Competency 2	36(-9)	10	36 (-6)	3	49(+11)	8	39 (-12)	17	43 (+2)	15
Competency 3	29(+25)	17	10 (+1)	29	46(+17)	11	34 (+3)	22	50 (+6)	8
Competency 4	38(-8)	8	15 (-19)	24	34 (-4)	23	37 (-15)	19	50 (+9)	8
Competency 5			8 (-33)	31	54(+10)	3	53 (-2)	3	55 (+1)	3
Competency 6					54 (-1)	3	29 (+1)	27	52 (0)	6
Competency 7					42(+21)	15				

### OVERALL ACHIEVERS AND NON-ACHIEVERS OF COMPETENCIES (% OF STUDENTS)

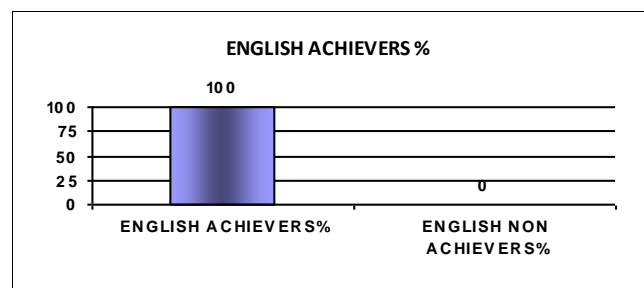
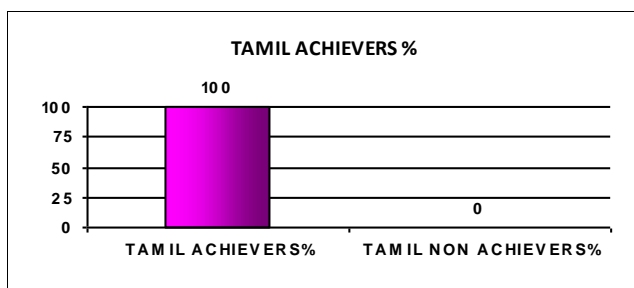


Note: Grades A,B and C are Achievers. The Values given in the brackets denote the difference between the number of Pre and Post Test Achievers. (For Example: '+2' denotes an increment of 2 students in the Post Test)

COMPETENCYWISE PERFORMANCE - ACHIEVERS (ACH) NON ACHIEVERS (NACH)										
LANGUAGE	1 Std		2 Std		3 Std		4 Std		5 Std	
	ACH	NACH	ACH	NACH	ACH	NACH	ACH	NACH	ACH	NACH
Competency 1	18 (+2)	0	7 (0)	1	17 (-1)	1	20 (+2)	0	21 (+2)	0
Competency 2	18 (+2)	0	6 (-1)	2	18 (+2)	0	20 (+2)	0	21 (+4)	0
Competency 3	17 (+1)	1	8 (+1)	0	18 (0)	0	20 (+3)	0	16 (+2)	5
Competency 4	18 (+2)	0	7 (-1)	1	18 (+1)	0	20 (+3)	0	21 (+2)	0
Competency 5	18 (+2)	0	8 (+1)	0	12 (-6)	6	20 (+3)	0	18 (-2)	3
Competency 6	18 (+6)	0	7 (+2)	1	18 (0)	0	20 (+1)	0	21 (+1)	0
Competency 7	18 (+3)	0	8 (0)	0	18 (0)	0	19 (-1)	1	14 (0)	7
Competency 8	18 (+1)	0	8 (+2)	0	17 (0)	1	20 (0)	0	18 (+2)	3
Competency 9			6 (0)	2	18 (+1)	0	20 (+3)	0	21 (+21)	0
Competency 10			8 (0)	0	17 (+1)	1	20 (0)	0	21 (+2)	0
Competency 11					18 (+1)	0	20 (0)	0	21 (+1)	0
Competency 12							20 (0)	0		
Competency 13							19 (-1)	1		

COMPETENCYWISE PERFORMANCE - ACHIEVERS (ACH) NON ACHIEVERS (NACH)										
ENGLISH	1 Std		2 Std		3 Std		4 Std		5 Std	
	ACH	NACH	ACH	NACH	ACH	NACH	ACH	NACH	ACH	NACH
Competency 1	18(+1)	0	6 (-2)	2	17 (-1)	1	20 (0)	0	21 (+1)	0
Competency 2	18(+1)	0	8 (0)	0	18 (+1)	0	20 (0)	0	19 (+4)	2
Competency 3	17(+4)	1	8 (0)	0	17(+11)	1	18 (-2)	2	18 (+1)	3
Competency 4	17(+1)	1	7 (0)	1	14 (-3)	4	17 (-2)	3	20 (0)	1
Competency 5			8 (0)	0	17 (+1)	1	20 (0)	0	21 (+2)	0
Competency 6					17 (-1)	1	17 (-3)	3	21 (+1)	0
Competency 7					18(+12)	0				

#### OVERALL ACHIEVERS AND NON-ACHIEVERS OF COMPETENCIES (% OF STUDENTS)



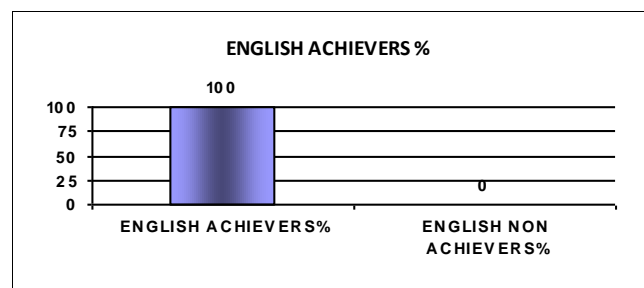
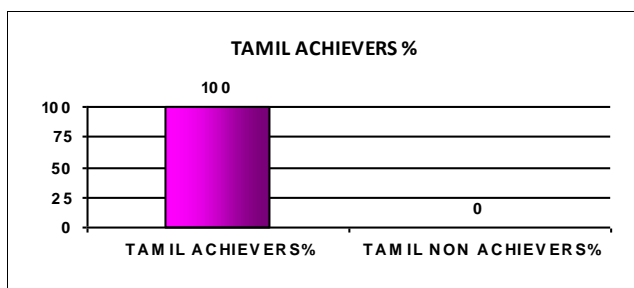


Note: Grades A,B and C are Achievers. The Values given in the brackets denote the difference between the number of Pre and Post Test Achievers. (For Example: '+2' denotes an increment of 2 students in the Post Test)

COMPETENCYWISE PERFORMANCE - ACHIEVERS (ACH) NON ACHIEVERS (NACH)										
LANGUAGE	1 Std		2 Std		3 Std		4 Std		5 Std	
	ACH	NACH	ACH	NACH	ACH	NACH	ACH	NACH	ACH	NACH
Competency 1	10 (+5)	0	10 (+4)	0	11 (+2)	1	12 (+5)	0	6 (+1)	0
Competency 2	10 (+3)	0	8 (+2)	2	11 (+5)	1	10 (+3)	2	6 (+1)	0
Competency 3	8 (+4)	2	10 (+4)	0	12 (+5)	0	11 (+5)	1	5 (0)	1
Competency 4	10 (+3)	0	10 (+3)	0	11 (+5)	1	12 (+7)	0	6 (+1)	0
Competency 5	10 (+5)	0	10 (+3)	0	10 (+4)	2	12 (+6)	0	5 (0)	1
Competency 6	10 (+6)	0	9 (+2)	1	12 (+7)	0	10 (+4)	2	6 (+1)	0
Competency 7	7 (+6)	3	10 (+3)	0	10 (0)	2	11 (+4)	1	5 (+1)	1
Competency 8	8 (+1)	2	10 (+3)	0	10 (+3)	2	12 (+10)	0	6 (+2)	0
Competency 9			10 (+4)	0	10 (+2)	2	12 (+8)	0	5 (+1)	1
Competency 10			10 (+3)	0	12 (+4)	0	12 (+6)	0	6 (+1)	0
Competency 11					12 (+7)	0	11(+10)	1	6 (0)	0
Competency 12							12 (+4)	0		
Competency 13							10 (+3)	2		

COMPETENCYWISE PERFORMANCE - ACHIEVERS (ACH) NON ACHIEVERS (NACH)										
ENGLISH	1 Std		2 Std		3 Std		4 Std		5 Std	
	ACH	NACH	ACH	NACH	ACH	NACH	ACH	NACH	ACH	NACH
Competency 1	10(+7)	0	10 (+5)	0	12 (+4)	0	12 (+5)	0	6 (+1)	0
Competency 2	10(+3)	0	10 (+4)	0	12 (+6)	0	12 (+5)	0	6 (+1)	0
Competency 3	10(+8)	0	10 (+5)	0	8 (+3)	4	12 (+6)	0	5 (0)	1
Competency 4	10(+3)	0	10 (+3)	0	9 (+6)	3	11 (+4)	1	6 (+1)	0
Competency 5			9 (+4)	1	12(+10)	0	12 (+4)	0	4 (-1)	2
Competency 6					12 (+4)	0	10 (+6)	2	5 (0)	1
Competency 7					11 (+8)	1				

#### OVERALL ACHIEVERS AND NON-ACHIEVERS OF COMPETENCIES (% OF STUDENTS)



Note: Grades A,B and C are Achievers. The Values given in the brackets denote the difference between the number of Pre and Post Test Achievers. (For Example: '+2' denotes an increment of 2 students in the Post Test)

COMPETENCYWISE PERFORMANCE - ACHIEVERS (ACH) NON ACHIEVERS (NACH)										
LANGUAGE	1 Std		2 Std		3 Std		4 Std		5 Std	
	ACH	NACH	ACH	NACH	ACH	NACH	ACH	NACH	ACH	NACH
Competency 1	4 (+1)	0	2 (+1)	1	4 (0)	0	0 (0)	0	0 (0)	0
Competency 2	4 (0)	0	0 (0)	3	4 (0)	0	0 (0)	0	0 (0)	0
Competency 3	4 (+1)	0	1 (-1)	2	4 (0)	0	0 (0)	0	0 (0)	0
Competency 4	4 (+1)	0	2 (+2)	1	4 (0)	0	0 (0)	0	0 (0)	0
Competency 5	2 (-2)	2	2 (+1)	1	4 (0)	0	0 (0)	0	0 (0)	0
Competency 6	4 (0)	0	1 (+1)	2	4 (0)	0	0 (0)	0	0 (0)	0
Competency 7	4 (+1)	0	1 (0)	2	4 (0)	0	0 (0)	0	0 (0)	0
Competency 8	4 (0)	0	2 (+1)	1	4 (0)	0	0 (0)	0	0 (0)	0
Competency 9			2 (+2)	1	4 (0)	0	0 (0)	0	0 (0)	0
Competency 10			2 (0)	1	4 (0)	0	0 (0)	0	0 (0)	0
Competency 11					4 (+2)	0	0 (0)	0	0 (0)	0
Competency 12							0 (0)	0		
Competency 13							0 (0)	0		

COMPETENCYWISE PERFORMANCE - ACHIEVERS (ACH) NON ACHIEVERS (NACH)										
ENGLISH	1 Std		2 Std		3 Std		4 Std		5 Std	
	ACH	NACH	ACH	NACH	ACH	NACH	ACH	NACH	ACH	NACH
Competency 1	4 (0)	0	2 (+2)	1	4 (+1)	0	0 (0)	0	0 (0)	0
Competency 2	4 (0)	0	2 (+1)	1	4 (0)	0	0 (0)	0	0 (0)	0
Competency 3	4 (0)	0	2 (+2)	1	4 (+1)	0	0 (0)	0	0 (0)	0
Competency 4	4 (0)	0	2 (+2)	1	4 (0)	0	0 (0)	0	0 (0)	0
Competency 5			2 (+2)	1	4 (+3)	0	0 (0)	0	0 (0)	0
Competency 6					4 (+1)	0	0 (0)	0	0 (0)	0
Competency 7					4 (+1)	0				

